

4

3

2

1

D

D

C

C

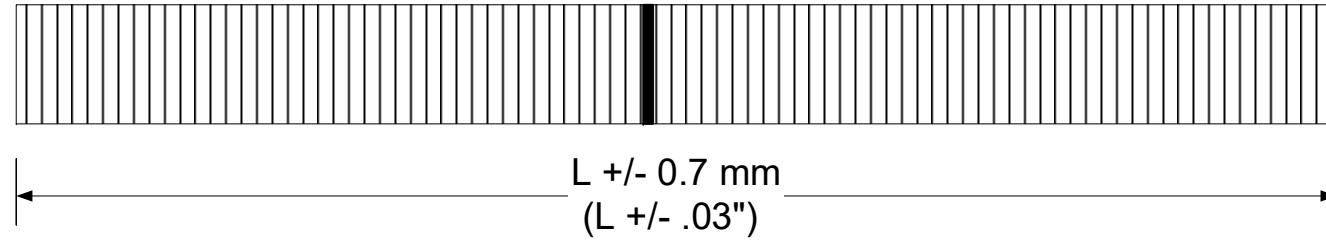
B

B

A

A

4.10+/- .43 mm
(.162+/- .017")



1. MATERIAL: NRF-25 NITRILE RUBBER FERRITE


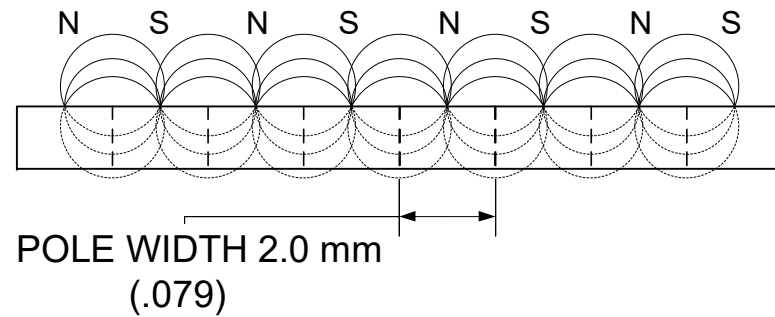
Br 2,300 - 2,600 G
 Hc 2,100 - 2,300 Oe
 Hci 2,400 - 3,400 Oe
 BH(max) 1.35-1.50 MGOe
 T (Max Working) 70 C

2. MAGNETIZATION: ORIENTED AND MAGNETIZED THROUGH THE THICKNESS AS INDICATED BY THE ARROW M.



MAGNETIZATION DETAIL

X	LENGTH L
2	304.8 mm (12.00")
3	330.2 mm (13.00")
4	355.6 mm (14.00")



This document and information contained within is the property of Alliance LLC and is confidential. Disclosure, reproduction or publication not permitted without consent.

Tolerances unless otherwise noted:
 x.x +/- 0.1" (2.54 mm)
 x.xx +/- 0.01" (0.25 mm)
 x.xxx +/- 0.005" (.127 mm)

Dimensions are in mm (inches) unless noted.

NOT TO SCALE

FLEXIBLE FERRITE SENSOR MAGNET



1450 CLARK DR. VALPARAISO, IN. 46385

REVISIONS			
REV	DESCRIPTION	DATE	APPROVED

SIZE A4	MATERIAL Flexible Ferrite	DWG NO 073110	REV 0
GRADE NRF-25	DRAWN BY: DV		SHEET 1 OF 1

4

3

2

1